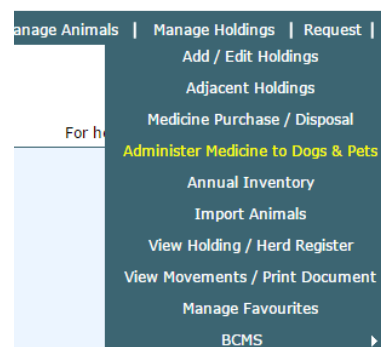


# How to Administer Medicine to Dogs, Cats & Other Farm Pets

You can use this website to record the treatment of dogs, cats and other farm pets. These treatments will appear in your online medicine book.

After logging into WLBP Farm Records website, under the **Manage Holdings** menu, select **Administer Medicine to Dogs & Pets**.



When the screen first loads it will display the treatment history for dogs & other farm pets over the last 6 months. You can filter and sort this list to find particular treatments. To remove a previous treatment, click the associated **Undo** button.

## Recording a New Treatment


To record a new treatment, click the **Record New Treatment** button and you will be presented with the following screen:


### Administer Medicine to Dogs, Cats & Other Farm Pets


This page allows you to record dogs, cats and other farm pets being treated with a medicine. Click the 'Record New Treatment' button to record the administration of a medicine. View the [getting started guide](#) for help using the page.

#### Administer New Treatment

##### Location & Date

Treatment Holding CPH\*  

Treatment start date\*  

Treatment end date\*  

1

##### Animal

Animal name or description\*

2

##### Medicine

Select the medicine to administer, the medicine stock record must have 'Can be used on Dogs, Cats and other farm pets' ticked. To purchase, edit or disposal of medicines use the [Medicine Stock Page](#).

Medicine	Batch	Date Expires	Total In Stock
Dog Medicine	B1234	29/02/2016	1000 Millilitres
Norcal 40 Solution for Injection - Norbrook Laboratories Limited	B55555	31/05/2016	500 Grammes
Willcain Solution for Injection - Dechra Limited	B3333	01/05/2016	2000 Millilitres

Page 1 of 1 View 1 - 3 of 3

3

##### Treatment Details

Total dosage per animal\*

Administered by

Condition / reason for treatment

4

5



1. First select the holding CPH where the treatment was performed and set the treatment start and end dates.
2. Enter the name or description of the animal being treated.
3. Now select the medicine being administered from the grid. You must have previously purchased the medicine via the Medicine Stock screen and when purchased, the medicine must have 'Can be used on Dogs, Cats and other farm pets' ticked.
4. Next enter the dosage per animal and optionally enter who administered the treatment and the condition / reason for treatment.
5. Finally click the **Save** button to record the treatment.

Details of the treatment will be displayed in your medicine book, to view this select Reports > Medicine Administration & Treatments.